

TECHNICAL SPECIFICATIONS

Collection:	Wool Carpet Tiles	Backing:	Enviro Bac®
Country of Origin:	Australia	Carpet Tiles & Planks Size:	500mm x 500mm
Colours:	4 Standard	Installation Method:	Quarter Turn, Ashlar, Brick
Yarn:	100% Wool	Type:	Carpet Tiles and Planks
Surface Texture:	Patterned Loop Pile	Units Per Box:	14
Gauge:	47.2/10cm (1/12th Gauge)	m² per box:	3.5
Total Product Thickness:	7 (+/- 1.0)mm	m² per pallet:	126
Pile Height:	4.5 (+/- 1.0)mm	Pattern Repeat:	Not Applicable
Pile Weight:	1290g/m² (38oz)		

PERFORMANCE


Anti-Static:	(AATCC 134) <3.5KV at 21°C & 20% Relative Humidity
Flammability:	CRF 10.2kW/m² (Direct Stick)~
Colourfast to light:	(ISO 105-B-02-1994) 5-6
Light Reflectance:	Available on Request
Stain Resistance:	Natural Wool Fibre Stain Resistance
ACCS Rating:	Contract Extra Heavy Duty - 4 Star
Contract Guarantee:	15 Years Available on Request*
Recommended Adhesive:	Refer to our GH Commercial Adhesive Guide www.ghcommercial.com

SUSTAINABILITY


PVC Minimisation:	PVC Free
Indoor Air Quality:	Green Building Council compliant for VOC emission rate limits
Product Transparency:	Declare Red List Free
Green Star:	Environmental Certification Scheme (ECS). Level 4 Maximum Points - Certificate #13086
Accreditation:	Manufactured under a quality, environmental and health and safety system certified and complying with ISO 9001, ISO 14001 and ISO 45001 by accredited certification bodies.




Natural Terrain




750
ROMNEY



760
DRYSDALE



780
CORRIEDALE



790
PERENDALE

Specifications and colourations are subject to manufacturing tolerances. As part of the GH Commercial continuous improvement program, GH Commercial reserves the right to change the specifications of or delete colours of this product without notice. While all care is taken, product images may vary in colour due to possible printing process variations. Images do not seek to duplicate the exact visual appearance, but serve merely as a guide or point of reference.

All GH Commercial carpet tiles and planks must be installed in accordance with AS2455 Parts 1 & 2 (latest version) and the GH Commercial Carpet Tile/Plank Installation Instructions.

Chair pads are recommended under office chairs with roller castors to preserve appearance retention, act as a deterrent toward delamination and to prevent premature or accelerated wear.

Walk-off tiles from the Tuff Stuff II Collection are recommended at entryways to reduce soiling.

~Test results and certificates are available on request.

*Guarantee is in addition to any rights consumers may have under Australian consumer laws. Terms and conditions apply - for full information in respect to the scope of the guarantee please contact your GH Commercial Account Manager or our Head Office.